

# Askari Montessori & School



## CONTENTS

Description	Page No.	Description	Page No.
Worksheet # 51	1	Worksheet # 76	26
Worksheet # 52	2	Worksheet # 77	27
Worksheet # 53	3	Worksheet # 78	28
Worksheet # 54	4	Worksheet # 79	29
Worksheet # 55	5	Worksheet # 80	30
Worksheet # 56	6	Worksheet # 81	31
Worksheet # 57	7	Worksheet # 82	32
Worksheet # 58	8	Worksheet # 83	33
Worksheet # 59	9	Worksheet # 84	34
Worksheet # 60	10	Worksheet # 85	35
Worksheet # 61	11	Worksheet # 86	36
Worksheet # 62	12	Worksheet # 87	37
Worksheet # 63	13	Worksheet # 88	38
Worksheet # 64	14	Worksheet # 89	39
Worksheet # 65	15	Worksheet # 90	40
Worksheet # 66	16	Worksheet # 91	41
Worksheet # 67	17	Worksheet # 92	42
Worksheet # 68	18	Worksheet # 93	43
Worksheet # 69	19	Worksheet # 94	44
Worksheet # 70	20	Worksheet # 95	45
Worksheet # 71	21	Worksheet # 96	46
Worksheet # 72	22	Worksheet # 97	47
Worksheet # 73	23	Worksheet # 98	48
Worksheet # 74	24	Worksheet # 99	49
Worksheet # 75	25	Worksheet # 100	50



WORKSHEET NO. 51

Date: \_\_\_ / \_\_\_ / 20\_\_\_

Use 'a' or 'an' with the words given below.

ant      cat      net      umbrella      bat      egg  
fish      orange      pencil      ink

a

---

---

---

---

---

---

an

---

---

---

---

---

---



**Instruction**

- ☆ Use lead pencil to write
- ☆ Do not Over write
- ☆ Use the right color scheme
- ☆ Put the date correctly



Teacher's Signature:

\_\_\_\_\_



Let's trace and write the naming words.

book

book

cup

cup

star

star

fish

fish

tree

tree

house

house

pan

pan

box

box

boy

boy

doctor

doctor



**Instruction**

- ☆ Use lead pencil to write
- ☆ Do not Over write
- ☆ Use the right color scheme
- ☆ Put the date correctly



Teacher's Signature:

\_\_\_\_\_



## WORKSHEET NO. 53

Date: \_\_\_ / \_\_\_ / 20\_\_\_

Write the naming words in the correct column.

pencil	school	boy	park
girl	apple	monkey	house
Ahmed	bag	room	baby

Person	Place	Thing
_____	_____	_____
_____	_____	_____
_____	_____	_____
_____	_____	_____
_____	_____	_____
_____	_____	_____
_____	_____	_____
_____	_____	_____
_____	_____	_____
_____	_____	_____
_____	_____	_____
_____	_____	_____
_____	_____	_____
_____	_____	_____
_____	_____	_____
_____	_____	_____
_____	_____	_____
_____	_____	_____
_____	_____	_____
_____	_____	_____
_____	_____	_____
_____	_____	_____
_____	_____	_____
_____	_____	_____



### Instruction

- ☆ Use lead pencil to write
- ☆ Do not Over write
- ☆ Use the right color scheme
- ☆ Put the date correctly



Teacher's Signature: \_\_\_\_\_



Trace and write the plurals of the words given below.

Singular	Plural	Singular	Plural
<u>car</u>	<u>cars</u>	<u>plate</u>	_____
<u>tree</u>	<u>trees</u>	<u>book</u>	_____
<u>pin</u>	<u>pins</u>	<u>cup</u>	_____
<u>apple</u>	<u>apples</u>	<u>chair</u>	_____
<u>door</u>	<u>doors</u>	<u>school</u>	_____
<u>goat</u>	<u>goats</u>	<u>pen</u>	_____
<u>star</u>	<u>stars</u>	<u>ball</u>	_____
<u>cake</u>	<u>cakes</u>	<u>girl</u>	_____



**Instruction**

- ☆ Use lead pencil to write
- ☆ Do not Over write
- ☆ Use the right color scheme
- ☆ Put the date correctly



Teacher's Signature:

\_\_\_\_\_



WORKSHEET NO. 55

Date: \_\_\_ / \_\_\_ / 20\_\_\_

Trace and write the describing words.

small

sweet

red

blue

blue

old



**Instruction**

- ☆ Use lead pencil to write
- ☆ Do not Over write
- ☆ Use the right color scheme
- ☆ Put the date correctly



Teacher's Signature:

Blank space for the teacher's signature.



WORKSHEET NO. 56

Date: \_\_\_ / \_\_\_ / 20\_\_

Trace and write the action words.

running

jumping

sitting

flying



**Instruction**

- ☆ Use lead pencil to write
- ☆ Do not Over write
- ☆ Use the right color scheme
- ☆ Put the date correctly



Teacher's Signature:

\_\_\_\_\_



WORKSHEET NO. 57

Date: \_\_\_ / \_\_\_ / 20\_\_\_


Trace and write the action words.

eating

drinking

sleeping

walking



**Instruction**

- ☆ Use lead pencil to write
- ☆ Do not Over write
- ☆ Use the right color scheme
- ☆ Put the date correctly



Teacher's Signature:

\_\_\_\_\_





Write 'This' to complete these sentences.

This is a monkey.

•  
is a pencil.

This is a rabbit.

•  
is an arrow.

This is a star.

•  
is a fan.

This is an apple.

•  
is a cup.



**Instruction**

- ☆ Use lead pencil to write
- ☆ Do not Over write
- ☆ Use the right color scheme
- ☆ Put the date correctly



Teacher's Signature:

\_\_\_\_\_



Write 'That' to complete these sentences.

That is a chair.

•  
is a pen.

That is a car.

•  
is a girl.

That is an apple.

•  
is a toy.

That is a flower.

•  
is an igloo.



**Instruction**

- ☆ Use lead pencil to write
- ☆ Do not Over write
- ☆ Use the right color scheme
- ☆ Put the date correctly



Teacher's Signature:

\_\_\_\_\_



Write 'These' to complete these sentences.

These are trees.

are stars.

These are cars.

are chairs.

These are elephants.

are houses.

These are monkeys.

are cats.



**Instruction**

- ☆ Use lead pencil to write
- ☆ Do not Over write
- ☆ Use the right color scheme
- ☆ Put the date correctly



Teacher's Signature:

Blank space for the teacher's signature.



Write 'Those' to complete these sentences.

Those are fans.

are pens.

Those are apples.

are cars.

Those are monkeys.

are cups.

Those are elephants.

are trees.



**Instruction**

- ☆ Use lead pencil to write
- ☆ Do not Over write
- ☆ Use the right color scheme
- ☆ Put the date correctly



Teacher's Signature:

\_\_\_\_\_



Write 'He' to complete these sentences.

He is Ahmad.

• is a boy.

He is in my class.

• is a good boy.

He is Usman.

• plays with me.

He is six years old.

• is a Muslim.



**Instruction**

- ☆ Use lead pencil to write
- ☆ Do not Over write
- ☆ Use the right color scheme
- ☆ Put the date correctly



Teacher's Signature:

\_\_\_\_\_



Write 'She' to complete these sentences.

She is Sara.

• is a girl.

She is a Muslim.

• lives near my house.

She is Hafsa.

• is seven years old.

She plays with me.

• is a good girl.



**Instruction**

- ☆ Use lead pencil to write
- ☆ Do not Over write
- ☆ Use the right color scheme
- ☆ Put the date correctly



Teacher's Signature:

\_\_\_\_\_



Write 'His' or 'Her' to complete these sentences.

He is a boy.

His name is Ahmed.

He is Usman.

His bag is big.

She is a girl.

Her hair are brown.

She is Zainab.

Her dress is pink.



**Instruction**

- ☆ Use lead pencil to write
- ☆ Do not Over write
- ☆ Use the right color scheme
- ☆ Put the date correctly



Teacher's Signature:

\_\_\_\_\_



Write 'I am' or 'My' to complete these sentences.

I am a boy.

My name is Bilal.

cap is blue.

six years old.

I am a girl.

My name is Hina.

scarf is green.

a good girl.



**Instruction**

- ☆ Use lead pencil to write
- ☆ Do not Over write
- ☆ Use the right color scheme
- ☆ Put the date correctly



Teacher's Signature:

Blank space for the teacher's signature.





Write 'You' or 'Your' to complete these sentences.

You are a girl.

Your hair are black.

are a boy.

shirt is black.

You are Asma.

car is old.

are Hassan.

Your cake is yummy.



**Instruction**

- ☆ Use lead pencil to write
- ☆ Do not Over write
- ☆ Use the right color scheme
- ☆ Put the date correctly



Teacher's Signature:

Blank space for the teacher's signature.



Write 'He/She' or 'His/Her' to complete these sentences.

•  
is a boy.

•  
name is Ali.

•  
is a Muslim.

•  
father is a doctor.

•  
is a girl.

•  
name is Amina.

•  
is a Muslim.

•  
father is a pilot.



**Instruction**

- ☆ Use lead pencil to write
- ☆ Do not Over write
- ☆ Use the right color scheme
- ☆ Put the date correctly



Teacher's Signature:

\_\_\_\_\_



Write 'I am/My' or 'You/Your' to complete these sentences.

a girl.

name is Sara.

seven years old.

school is big.

a boy.

name is Ahmed.

six years old.

house is beautiful.



**Instruction**

- ☆ Use lead pencil to write
- ☆ Do not Over write
- ☆ Use the right color scheme
- ☆ Put the date correctly



Teacher's Signature:

Blank space for the teacher's signature.



Write 'It' to complete these sentences.

It is a cat.

• is a parrot.

It is a pen.

• is a car.

• is a bag.

It is a desk.

• is a ring.

• is a glass.



**Instruction**

- ☆ Use lead pencil to write
- ☆ Do not Over write
- ☆ Use the right color scheme
- ☆ Put the date correctly



Teacher's Signature:

\_\_\_\_\_



Write 'Its' to complete these sentences.

It is a pen.

Its colour is blue.

It is a parrot.

Its colour is green.

It is an egg.

Its size is small.

It is a balloon.

Its colour is yellow.



**Instruction**

- ☆ Use lead pencil to write
- ☆ Do not Over write
- ☆ Use the right color scheme
- ☆ Put the date correctly



Teacher's Signature:

\_\_\_\_\_



Write 'It' or 'Its' to complete these sentences.

\_\_\_\_\_ is an apple.



\_\_\_\_\_ colour is red.

\_\_\_\_\_ taste is sweet.

\_\_\_\_\_ is a pen.



\_\_\_\_\_ is small.

\_\_\_\_\_ colour is blue.



**Instruction**

- ☆ Use lead pencil to write
- ☆ Do not Over write
- ☆ Use the right color scheme
- ☆ Put the date correctly



Teacher's Signature:

\_\_\_\_\_




Write the missing position word.



The parrot is in/on the cage.

The parrot is \_\_\_\_\_ the cage.



**Instruction**

- ☆ Use lead pencil to write
- ☆ Do not Over write
- ☆ Use the right color scheme
- ☆ Put the date correctly



Teacher's Signature:

\_\_\_\_\_




Write the missing position word.



The cat is under/on the chair.

The cat is \_\_\_\_\_ the chair.



**Instruction**

- ☆ Use lead pencil to write
- ☆ Do not Over write
- ☆ Use the right color scheme
- ☆ Put the date correctly



Teacher's Signature:

\_\_\_\_\_






Write the missing position word.



The book is on/under the table.

The book is \_\_\_\_\_ the table.



**Instruction**

- ☆ Use lead pencil to write
- ☆ Do not Over write
- ☆ Use the right color scheme
- ☆ Put the date correctly



Teacher's Signature:

\_\_\_\_\_



Write the missing position word.



The cat is in/beside the ball.

The cat is \_\_\_\_\_ the ball.



**Instruction**

- ☆ Use lead pencil to write
- ☆ Do not Over write
- ☆ Use the right color scheme
- ☆ Put the date correctly



Teacher's Signature:

\_\_\_\_\_



Let's trace and write.

Look

who

why

what

will

like

did

Trace

who

why

what

will

like

did

Write and  
check

\_\_\_\_\_

\_\_\_\_\_

\_\_\_\_\_

\_\_\_\_\_

\_\_\_\_\_

\_\_\_\_\_

Try again

\_\_\_\_\_

\_\_\_\_\_

\_\_\_\_\_

\_\_\_\_\_

\_\_\_\_\_

\_\_\_\_\_



**Instruction**

- ☆ Use lead pencil to write
- ☆ Do not Over write
- ☆ Use the right color scheme
- ☆ Put the date correctly



Teacher's Signature:

\_\_\_\_\_



Let's trace and write.

Look

Trace

Write and  
check

Try again

many

many

\_\_\_\_\_

\_\_\_\_\_

how

how

\_\_\_\_\_

\_\_\_\_\_

yes

yes

\_\_\_\_\_

\_\_\_\_\_

was

was

\_\_\_\_\_

\_\_\_\_\_

with

with

\_\_\_\_\_

\_\_\_\_\_

fly

fly

\_\_\_\_\_

\_\_\_\_\_



**Instruction**

- ☆ Use lead pencil to write
- ☆ Do not Over write
- ☆ Use the right color scheme
- ☆ Put the date correctly



Teacher's Signature:

\_\_\_\_\_



Let's trace and write.

Look

Trace

Write and  
check

Try again

no

no

\_\_\_\_\_

\_\_\_\_\_

of

of

\_\_\_\_\_

\_\_\_\_\_

we

we

\_\_\_\_\_

\_\_\_\_\_

not

not

\_\_\_\_\_

\_\_\_\_\_

the

the

\_\_\_\_\_

\_\_\_\_\_

so

so

\_\_\_\_\_

\_\_\_\_\_



**Instruction**

- ☆ Use lead pencil to write
- ☆ Do not Over write
- ☆ Use the right color scheme
- ☆ Put the date correctly



Teacher's Signature:

\_\_\_\_\_



Let's trace and write.

Look

our

us

have

has

out

me

Trace

our

us

have

has

out

me

Write and  
check

\_\_\_\_\_

\_\_\_\_\_

\_\_\_\_\_

\_\_\_\_\_

\_\_\_\_\_

\_\_\_\_\_

Try again

\_\_\_\_\_

\_\_\_\_\_

\_\_\_\_\_

\_\_\_\_\_

\_\_\_\_\_

\_\_\_\_\_



**Instruction**

- ☆ Use lead pencil to write
- ☆ Do not Over write
- ☆ Use the right color scheme
- ☆ Put the date correctly



Teacher's Signature:

\_\_\_\_\_



Let's trace and write.

Look

are

to

all

as

see

go

Trace

are

to

all

as

see

go

Write and  
check

\_\_\_\_\_

\_\_\_\_\_

\_\_\_\_\_

\_\_\_\_\_

\_\_\_\_\_

\_\_\_\_\_

Try again

\_\_\_\_\_

\_\_\_\_\_

\_\_\_\_\_

\_\_\_\_\_

\_\_\_\_\_

\_\_\_\_\_



**Instruction**

- ☆ Use lead pencil to write
- ☆ Do not Over write
- ☆ Use the right color scheme
- ☆ Put the date correctly



Teacher's Signature:

\_\_\_\_\_