



WORKSHEET NO. 81

Date: \_\_\_\_ / \_\_\_\_ / 20\_\_

Let's trace and write.

Look

up

by

be

if

can

and

Trace

up

by

be

if

can

and

Write and  
check

\_\_\_\_\_

\_\_\_\_\_

\_\_\_\_\_

\_\_\_\_\_

\_\_\_\_\_

\_\_\_\_\_

Try again

\_\_\_\_\_

\_\_\_\_\_

\_\_\_\_\_

\_\_\_\_\_

\_\_\_\_\_

\_\_\_\_\_



**Instruction**

- ☆ Use lead pencil to write
- ☆ Do not Over write
- ☆ Use the right color scheme
- ☆ Put the date correctly



Teacher's Signature:

\_\_\_\_\_



WORKSHEET NO. 82

Date: \_\_\_\_ / \_\_\_\_ / 20\_\_

Let's trace and write.

n + ut → nut \_\_\_\_\_

b + ut → but \_\_\_\_\_

c + ut → cut \_\_\_\_\_

h + ut → hut \_\_\_\_\_

w + ig → wig \_\_\_\_\_

d + ig → dig \_\_\_\_\_

f + ig → fig \_\_\_\_\_

b + ig → big \_\_\_\_\_



**Instruction**

- ☆ Use lead pencil to write
- ☆ Do not Over write
- ☆ Use the right color scheme
- ☆ Put the date correctly



Teacher's Signature:

\_\_\_\_\_



WORKSHEET NO. 83

Date: \_\_\_\_ / \_\_\_\_ / 20\_\_\_\_

Let's trace and write.

b + un → bun \_\_\_\_\_

s + un → sun \_\_\_\_\_

f + un → fun \_\_\_\_\_

r + un → run \_\_\_\_\_

d + ip → dip \_\_\_\_\_

s + ip → sip \_\_\_\_\_

z + ip → zip \_\_\_\_\_

l + ip → lip \_\_\_\_\_



**Instruction**

- ☆ Use lead pencil to write
- ☆ Do not Over write
- ☆ Use the right color scheme
- ☆ Put the date correctly



Teacher's Signature:

\_\_\_\_\_



WORKSHEET NO. 84

Date: \_\_\_\_ / \_\_\_\_ / 20\_\_

Let's trace and write.

t + ar → tar

f + ar → far

j + ar → jar

c + ar → car

y + am → yam

r + am → ram

j + am → jam

d + am → dam



**Instruction**

- ☆ Use lead pencil to write
- ☆ Do not Over write
- ☆ Use the right color scheme
- ☆ Put the date correctly



Teacher's Signature:



WORKSHEET NO. 85

Date: \_\_\_\_ / \_\_\_\_ / 20\_\_

Let's trace and write.

d + ot → dot

p + ot → pot

h + ot → hot

c + ot → cot

s + ag → sag

t + ag → tag

b + ag → bag

w + ag → wag



**Instruction**

- ☆ Use lead pencil to write
- ☆ Do not Over write
- ☆ Use the right color scheme
- ☆ Put the date correctly



Teacher's Signature



WORKSHEET NO. 86

Date: \_\_\_\_ / \_\_\_\_ / 20\_\_

Let's trace and write.

red

blue

yellow

green

orange

black



**Instruction**

- ☆ Use lead pencil to write
- ☆ Do not Over write
- ☆ Use the right color scheme
- ☆ Put the date correctly



Teacher's Signature:



WORKSHEET NO. 87

Date: \_\_\_\_ / \_\_\_\_ / 20\_\_

Let's trace and write.

Monday

Tuesday

Wednesday

Thursday



**Instruction**

- ☆ Use lead pencil to write
- ☆ Do not Over write
- ☆ Use the right color scheme
- ☆ Put the date correctly



Teacher's Signature:




WORKSHEET NO. 88

Date: \_\_\_\_ / \_\_\_\_ / 20\_\_

Let's trace and write.

Friday

Saturday



Sunday



**Instruction**

- ☆ Use lead pencil to write
- ☆ Do not Over write
- ☆ Use the right color scheme
- ☆ Put the date correctly



Teacher's Signature:





WORKSHEET NO. 89

Date: \_\_\_\_ / \_\_\_\_ / 20\_\_\_\_

Let's trace and write.

orange

grapes

apple

mango

banana

pear



**Instruction**

- ☆ Use lead pencil to write
- ☆ Do not Over write
- ☆ Use the right color scheme
- ☆ Put the date correctly



Teacher's Signature

39



WORKSHEET NO. 90

Date: \_\_\_\_ / \_\_\_\_ / 20\_\_

Let's trace and write.

tomato

carrot

cabbage

onion

peas

potato



**Instruction**

- ☆ Use lead pencil to write
- ☆ Do not Over write
- ☆ Use the right color scheme
- ☆ Put the date correctly



Teacher's Signature:



WORKSHEET NO. 91

Date: \_\_\_\_ / \_\_\_\_ / 20\_\_\_\_

Let's trace and write.

This is a school.

You are reading.

The cat is sleeping.

She is sitting.

I am sleeping.



**Instruction**

- ☆ Use lead pencil to write
- ☆ Do not Over write
- ☆ Use the right color scheme
- ☆ Put the date correctly



Teacher's Signature:



Let's trace and write.

It is a small chair.

These are books.

The bird is flying.

He is a boy.

That is a star.



**Instruction**

- ☆ Use lead pencil to write
- ☆ Do not Over write
- ☆ Use the right color scheme
- ☆ Put the date correctly



Teacher's Signature:



WORKSHEET NO. 93

Date: \_\_\_\_ / \_\_\_\_ / 20\_\_\_\_

Rewrite each sentence correctly.

the boy is sad

these are apples

that is a tree



**Instruction**

- ☆ Use lead pencil to write
- ☆ Do not Over write
- ☆ Use the right color scheme
- ☆ Put the date correctly



Teacher's Signature:



Rewrite each sentence correctly.

the pen is in the box

it is a big van

this is a red hat



**Instruction**

- ☆ Use lead pencil to write
- ☆ Do not Over write
- ☆ Use the right color scheme
- ☆ Put the date correctly



Teacher's Signature:



WORKSHEET NO. 95

Date: \_\_\_\_ / \_\_\_\_ / 20\_\_

Trace and write about yourself.

I am a boy / girl.



I am a



**Instruction**

- ☆ Use lead pencil to write
- ☆ Do not Over write
- ☆ Use the right color scheme
- ☆ Put the date correctly




Teacher's Signature:



Trace and write about yourself.

I am \_\_\_\_\_ years old.

I am \_\_\_\_\_ years old.



**Instruction**

- ☆ Use lead pencil to write
- ☆ Do not Over write
- ☆ Use the right color scheme
- ☆ Put the date correctly



Teacher's Signature:





Trace and write about yourself.

My name is \_\_\_\_\_.

My name is \_\_\_\_\_



**Instruction**

- ☆ Use lead pencil to write
- ☆ Do not Over write
- ☆ Use the right color scheme
- ☆ Put the date correctly



Teacher's Signature:

\_\_\_\_\_



Trace and write about yourself.

I am in class \_\_\_\_\_.

I am in class



**Instruction**

- ☆ Use lead pencil to write
- ☆ Do not Over write
- ☆ Use the right color scheme
- ☆ Put the date correctly



Teacher's Signature:



WORKSHEET NO. 99

Date: \_\_\_\_ / \_\_\_\_ / 20\_\_

Write five sentences about yourself.

1.

---

---

---

2.

---

---

---

3.

---

---

---

4.

---

---

---

5.

---

---

---



**Instruction**

- ☆ Use lead pencil to write
- ☆ Do not Over write
- ☆ Use the right color scheme
- ☆ Put the date correctly




Teacher's Signature:

---



Write five sentences about the apple using the words given below.



1.

2.

3.

4.

5.

**Instruction**

- ☆ Use lead pencil to write
- ☆ Do not Over write
- ☆ Use the right color scheme
- ☆ Put the date correctly



Teacher's Signature: