



WORKSHEET NO. 75

Date: ____ / ____ / 20__

Trace and write.

96	97	98	99	100
96	97	98	99	100
96	97	98	99	100
.
.
.
.
.
.



Instruction

- ☆ Use lead pencil to write
- ☆ Do not Over write
- ☆ Use the right color scheme
- ☆ Put the date correctly



Teacher's Signature:



WORKSHEET NO. 76

Date: ____ / ____ / 20____

Write 96 - 100.

96	97	98	99	100		
.



Instruction

- ☆ Use lead pencil to write
- ☆ Do not Over write
- ☆ Use the right color scheme
- ☆ Put the date correctly






Teacher's Signature:





WORKSHEET NO. 77

Date: ____ / ____ / 20__

What comes after.



What comes before.



Instruction

- ☆ Use lead pencil to write
- ☆ Do not Over write
- ☆ Use the right color scheme
- ☆ Put the date correctly




Teacher's Signature:



WORKSHEET NO. 78

Date: ____ / ____ / 20____

Write the missing numbers.



Instruction

- ☆ Use lead pencil to write
- ☆ Do not Over write
- ☆ Use the right color scheme
- ☆ Put the date correctly



Teacher's Signature:



WORKSHEET NO. 79

Date: ____ / ____ / 20____

Write 91 - 100.

91						
92						
93						
94						
95						
96						
97						
98						
99						
100						



Instruction

- ☆ Use lead pencil to write
- ☆ Do not Over write
- ☆ Use the right color scheme
- ☆ Put the date correctly



Teacher's Signature:



WORKSHEET NO. 80

Date: ____ / ____ / 20__

Count and match.



50



21



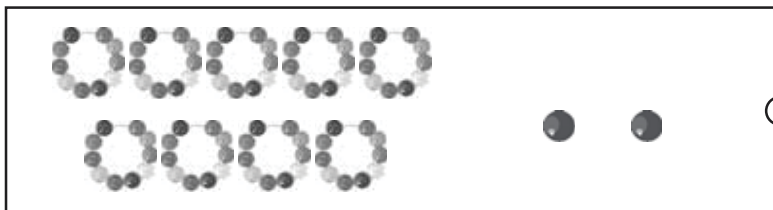
19



63



92



5



Instruction

- ☆ Use lead pencil to write
- ☆ Do not Over write
- ☆ Use the right color scheme
- ☆ Put the date correctly



Teacher's Signature:




WORKSHEET NO. 81

Date: ____ / ____ / 20__

Count and colour the box with correct number.



30	50	80
----	----	----



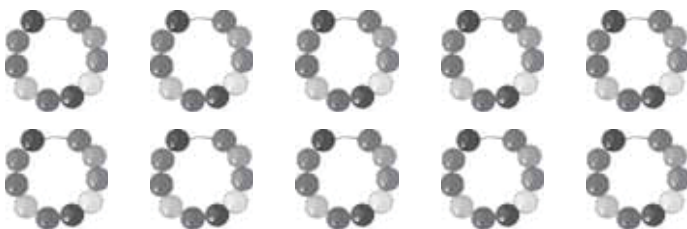
80	60	70
----	----	----



10	20	30
----	----	----



50	60	70
----	----	----



80	90	100
----	----	-----



Instruction

- ☆ Use lead pencil to write
- ☆ Do not Over write
- ☆ Use the right color scheme
- ☆ Put the date correctly



Teacher's Signature:



WORKSHEET NO. 82

Date: ____ / ____ / 20__

What comes after, between and before.



			31						
								82	
3					53				
			34						
						65			
	16								
							77		
									98
		29							
								90	



Instruction

- ☆ Use lead pencil to write
- ☆ Do not Over write
- ☆ Use the right color scheme
- ☆ Put the date correctly



Teacher's Signature:



WORKSHEET NO. 83

Date: ____ / ____ / 20__

Trace and write ordinal numbers.

1 st	1 st			
2 nd	2 nd			
3 rd	3 rd			
4 th	4 th			
5 th	5 th			
6 th	6 th			
7 th	7 th			
8 th	8 th			
9 th	9 th			
10 th	10 th			



Instruction

- ☆ Use lead pencil to write
- ☆ Do not Over write
- ☆ Use the right color scheme
- ☆ Put the date correctly




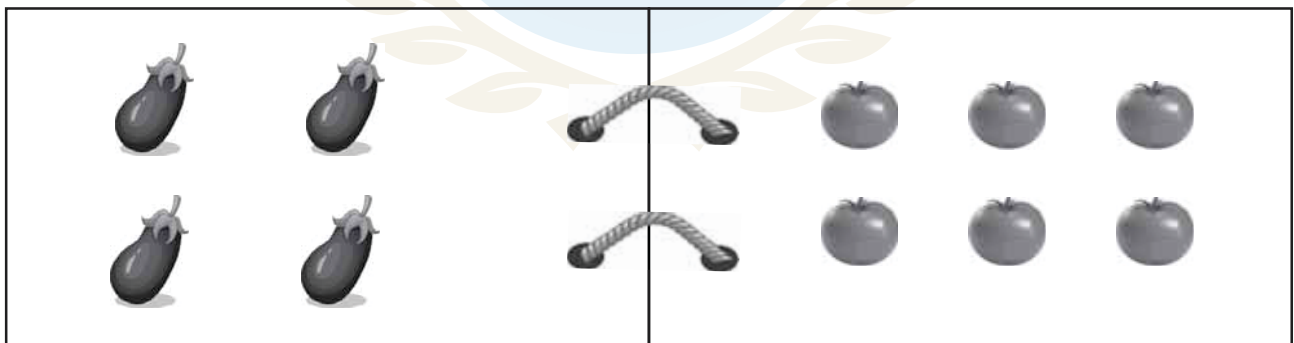

Teacher's Signature:



WORKSHEET NO. 84

Date: ____ / ____ / 20____

Colour less objects in each box.



Instruction

- ☆ Use lead pencil to write
- ☆ Do not Over write
- ☆ Use the right color scheme
- ☆ Put the date correctly






Teacher's Signature:





WORKSHEET NO. 85

Date: ____ / ____ / 20__


Add these objects and write the answer in the box.



 $+$

 $=$




 $+$

 $=$


 $+$

 $=$


 $+$

 $=$


 $+$

 $=$



Instruction

- ☆ Use lead pencil to write
- ☆ Do not Over write
- ☆ Use the right color scheme
- ☆ Put the date correctly













Teacher's Signature:



WORKSHEET NO. 86

Date: ____ / ____ / 20____

Add and write the correct number.

 $+$  $=$ <input type="text"/>	<div>4</div> <div>$+$ 3</div> <div></div>
 $+$  $=$ <input type="text"/>	<div>3</div> <div>$+$ 2</div> <div></div>
 $+$  $=$ <input type="text"/>	<div>2</div> <div>$+$ 2</div> <div></div>
 $+$  $=$ <input type="text"/>	<div>6</div> <div>$+$ 1</div> <div></div>
 $+$  $=$ <input type="text"/>	<div>8</div> <div>$+$ 1</div> <div></div>



Instruction

- ☆ Use lead pencil to write
- ☆ Do not Over write
- ☆ Use the right color scheme
- ☆ Put the date correctly



Teacher's Signature:



WORKSHEET NO. 87

Date: ____ / ____ / 20__

Add the numbers using number line.

$$3 + 4 = \boxed{}$$

$$1 + 1 = \boxed{}$$

$$4 + 2 = \boxed{}$$

$$2 + 1 = \boxed{}$$

$$3 + 3 = \boxed{}$$

$$4 + 4 = \boxed{}$$

$$8 + 1 = \boxed{}$$



Instruction

- ☆ Use lead pencil to write
- ☆ Do not Over write
- ☆ Use the right color scheme
- ☆ Put the date correctly



Teacher's Signature:



WORKSHEET NO. 88

Date: ____ / ____ / 20____

Subtract these objects and write the answer in the box.



Instruction

- ☆ Use lead pencil to write
- ☆ Do not Over write
- ☆ Use the right color scheme
- ☆ Put the date correctly



Teacher's Signature:



WORKSHEET NO. 89

Date: ____ / ____ / 20__

Subtract and write the correct number.

	$\begin{array}{r} 9 \\ - 3 \\ \hline \end{array}$
	$\begin{array}{r} 7 \\ - 4 \\ \hline \end{array}$
	$\begin{array}{r} 6 \\ - 2 \\ \hline \end{array}$
	$\begin{array}{r} 4 \\ - 2 \\ \hline \end{array}$
	$\begin{array}{r} 8 \\ - 1 \\ \hline \end{array}$



Instruction

- ☆ Use lead pencil to write
- ☆ Do not Over write
- ☆ Use the right color scheme
- ☆ Put the date correctly



Teacher's Signature:



WORKSHEET NO. 90

Date: ____ / ____ / 20__

Subtract these numbers using number line.

$$6 - 1 = \boxed{}$$

$$8 - 6 = \boxed{}$$

$$9 - 5 = \boxed{}$$

$$3 - 2 = \boxed{}$$

$$7 - 4 = \boxed{}$$

$$6 - 3 = \boxed{}$$

$$8 - 1 = \boxed{}$$



Instruction

- ☆ Use lead pencil to write
- ☆ Do not Over write
- ☆ Use the right color scheme
- ☆ Put the date correctly



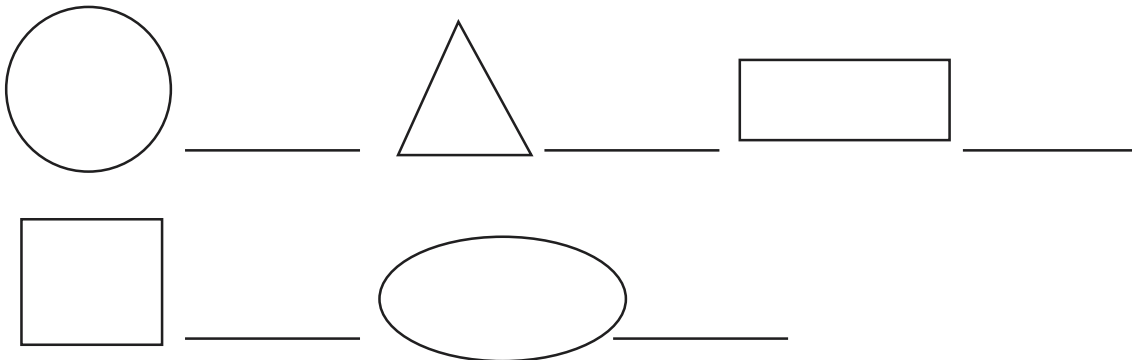

Teacher's Signature:



WORKSHEET NO. 91

Date: ____ / ____ / 20__

Count and write the number of shapes then colour the picture.



Instruction

- ☆ Use lead pencil to write
- ☆ Do not Over write
- ☆ Use the right color scheme
- ☆ Put the date correctly



Teacher's Signature:




WORKSHEET NO. 92

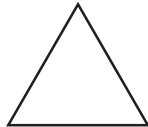
Date: ____ / ____ / 20__

Observe the following colours and colour the shapes given below.

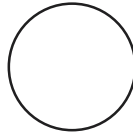
yellow



green




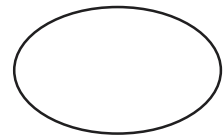
blue



red



black



Instruction

- ☆ Use lead pencil to write
- ☆ Do not Over write
- ☆ Use the right color scheme
- ☆ Put the date correctly



Teacher's Signature: